

Solmetric PV Analyzer™

PVA Analyzer I-V Curve Tracer SolSensor™ Wireless PV Reference Sensor

Measure your Return On Irradiance™

Save time, reduce risk, and maximize ROI during:

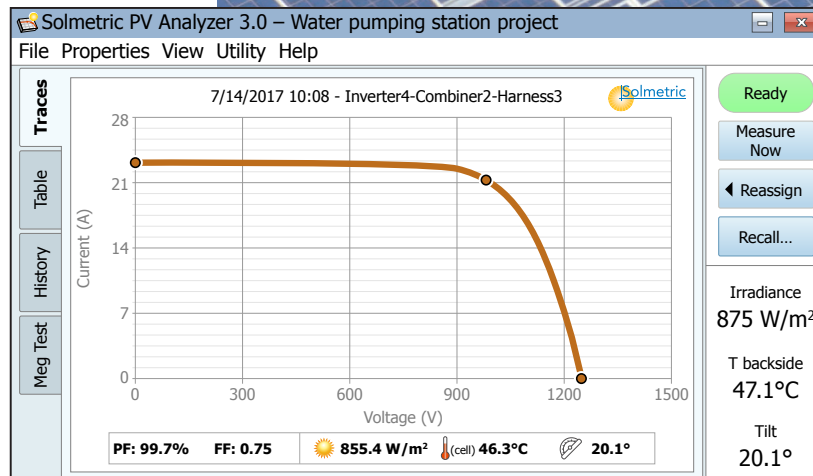
- Commissioning
- O&M
- Auditing
- Troubleshooting

Industry Leading Features


- Highest measurement throughput even in hot environments
- Best I-V accuracy & resolution
- Best irradiance & temperature accuracy
- Most reliable Go/NoGo testing
- 300 ft wireless range
- Largest user interface and clear visualization of performance issues.



New!
1500V
30A



www.seaward-groupusa.com



I-V Curve Measurement

The I-V curve measurement provides I_{sc} , V_{oc} , I_{mp} , V_{mp} , P_{max} , Fill Factor, and Performance Factor— the ratio of measured to expected maximum power. The measurement is typically performed at a combiner box, using the fuses to select the string under test.

Setup

1. Deploy SolSensor
2. Open DC disconnect
3. Lift string fuses
4. Clip test leads to buss bars

Measurement

5. Insert a fuse
6. Measure I-V curve
7. Save result
8. Repeat for next string...

I-V Curve Accuracy and Detail

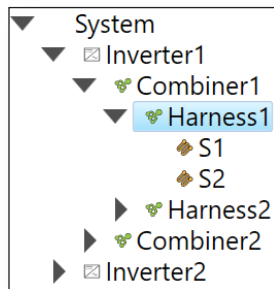
The design of the PVA is optimized to accurately measure both standard and high efficiency modules, and the number of I-V curve points can be set to 500 for demanding applications.

High Throughput in Hot Conditions

All I-V curve tracers absorb energy with each measurement. The PVA's high thermal capacity allows it to commission 1 MW in less than 2 hours without overheating, even in environments exceeding 110°F ambient.

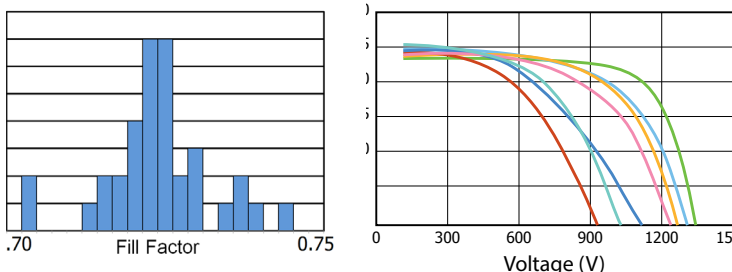
Time-Saving Interface

With a tablet PC as your user interface, perform more tests per hour and display the data in multiple, easy to read formats. Save your measurements by touching your customized array tree at the level you are measuring. The software automatically calculates the expected I-V curve and displays the Performance Factor.



Data Analysis and Reporting

The I-V Data Analysis Tool, provided with the PVA, automates the process of preparing detailed, professional reports of your measurement results. The tool generates a table of the key performance parameter values for each string, group I-V graphs for each combiner box, and histograms showing how the data for each parameter is distributed.



SolSensor

Wireless PV Reference Sensor

SolSensor provides irradiance, temperature, and module tilt data to the PV model. The model uses this information to predict the I-V curve shape at operating conditions, and to translate the measured curve to STC. SolSensor clamps to the module frame, automatically orienting the irradiance sensor in the plane of the array.



Irradiance Accuracy

The spectral response of SolSensor's silicon photodiode sensor is corrected for the PV technology under test. Special factors are provided for multi- and mono-crystalline cells as well as CdTe and other thin film technologies. The sensor is temperature compensated and the angular response of each unit is calibrated for rotation and elevation.

As a result of these features, SolSensor makes accurate irradiance measurements over a broad range of technologies, sky conditions, and sun angles, allowing I-V curve measurements earlier and later in the day.

Temperature Accuracy


SolSensor provides two external thermocouple inputs for measuring module backside and/or ambient temperatures. Effective cell temperature can also be calculated directly from the measured I-V curve using methods described in IEC 60904-5.

The PVA's **SmartTemp** feature blends these two methods for best advantage. Temperature is calculated from the measured I-V curve at high irradiance, taken from the thermocouple at low irradiance, and derived from a blend of the two at intermediate irradiance values.

Wireless Interfaces

The PVA communicates with your PC by WiFi link. The SolSensor has a line of sight range of 100 meters.

That means no wires underfoot, quick setup, and the ability to move around while troubleshooting strings. Measure multiple combiner boxes with a single SolSensor setup.



PV Analyzer Includes:

- I-V Measurement Unit with shoulder strap
- PVA Software for Windows™
- Alligator clip test leads
- MC-4 to MC-4 'connector savers'
- MC-4 to MC-3 adapter cables
- MC-4 connector tool
- Battery charger (AC adapter)
- Data Analysis Tool


SolSensor Includes:

- Sensor unit
- Module Frame Clamp
- Ruggedized K-type thermocouples (2)
- Thermocouple attachment adhesive discs (50)
- SolSensor tool lanyard
- Irradiance sensor cleaning supplies
- Shoulder bag

General Information

Characteristic	Description
High-efficiency PV modules	Engineered to accurately measure high-efficiency as well as standard PV modules and strings.
User interface	Bright, colorful graphics and touch screen controls for operator efficiency, ease-of-use, and in-field analysis. Runs on user's standard Windows laptop or tablet.
Wireless interfaces	WiFi interface between your PC and the I-V Measurement unit. 900MHz wireless between I-V unit and SolSensor.
Advanced PV models	Accurately predicts performance at both STC and current conditions. Checks your results immediately.
Battery Status	Charging indicator and battery fuel gauge.
Equipment databases	Models for 50,000+ PV modules. Automatic updates.
High Throughput	Measure 1MW in less than 2hrs at 110°F ambient.

I-V Specifications

Parameter	PVA-1000	PVA-1500
PV voltage range	0–1000 V	0-1500 V
Current range	0-20 A, 0-30 A	0-30 A
Voltage accuracy (0 to 55°C ambient)	±0.5% ± 0.25 V	
Current accuracy (0 to 55°C ambient)	±0.5% ± 0.04 A	
Resolution	25 mV, 2 mA	
Current resolution	2 mA	
Measurement cycle time	4-5s typical, measurement-to-measurement	
I-V sweep duration	0.05 - 2s. Typically 0.2s for PV strings.	
I-V trace points	100 or 500, user selectable	
Operating temperature (ambient)	-10 to +65°C	
Battery life	8 hrs continuous operation, 1000 I-V curves	
Protection features	Over-voltage, -current, -temperature, and reverse polarity	
Safety	CAT III, 1500 V	

SolSensor Specifications

Parameter	Value
Irradiance accuracy	±2% typical (0 to 1,500 W/m ² , silicon cells)
Cell temp. accuracy	±2°C typical, SmartTemp method
Tilt accuracy	±2° typical (0-45°)
Measurement interval	Irradiance: 0.1s Temperature: 1s
Wireless range	100m (open line of sight)
Operating temp	-10 to +65°C



Seaward Group USA
6304 Benjamin Road
Suite 506
Tampa, FL 33634
United States
T: +1 813 886 2775
E: sales@seaward-groupusa.com
www.seaward-groupusa.com